

CCC CE UL ISO9001

Solar air conditioner



Green\Energy saving\Environment friendly

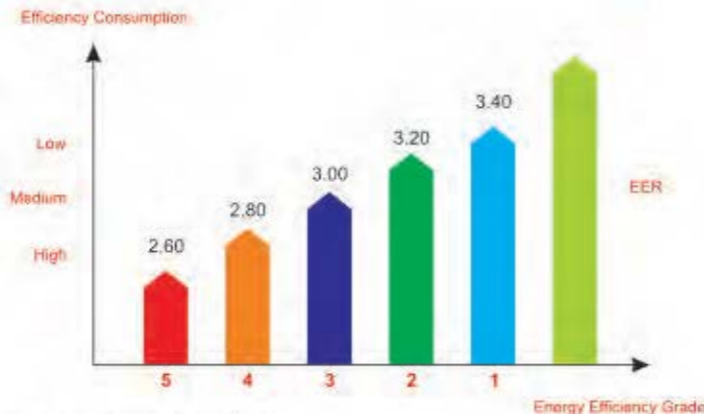
ASMAIN

Green、Energy saving、Environment friendly

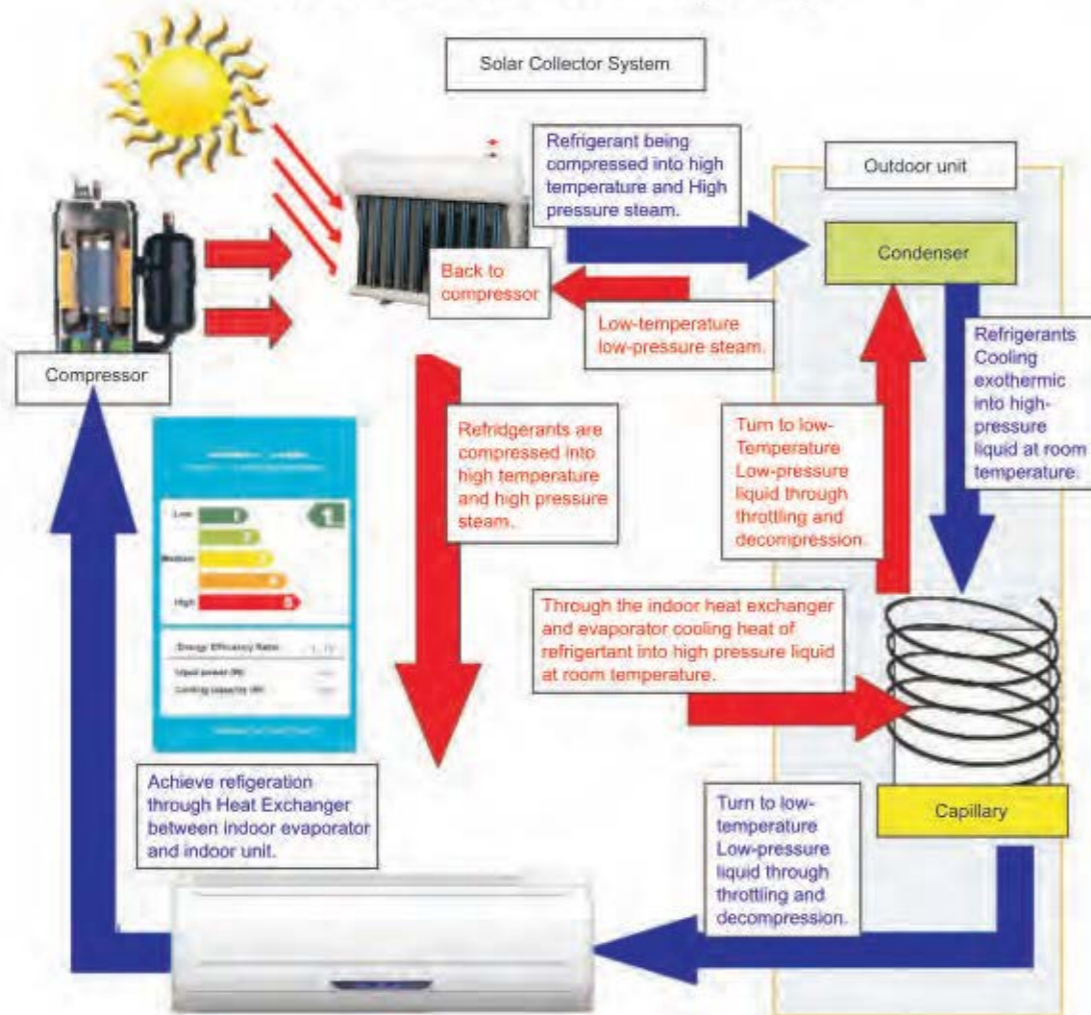


Hybrid Solar Air Conditioner

- Energy-saving, high efficiency, green & eco-friendly
- High photothermic exchanging efficiency
- Reliable & durable
- Strong environmental adoptability
- Mute running



Solar air conditioner work principle



Main Features

- World famous brand compressors, high reliability and long-lived.
- Digital LED display.
- Multi-fold heat exchanger, high-quality internal thread copper pipe and hydrophilic aluminum foil make the cooling capacity stronger.
- Anti dust air filter makes air fresher.
- Digital e-Touch, convenient and electricity-saving, easier operation for elder people and kids.
- Fluorescent button, visible at night.
- Intelligent Defrosting.



Wall Mounted Type

Model No.	TKF(R)-26GW	TKF(R)-32GW	TKF(R)-35GW	TKF(R)-52GW	TKF(R)-60GW	TKF(R)-72GW		
Power Supply: 220-240VAC, 1PH, 50Hz								
Performance								
Capacity	Cooling	Btu/h	9000	11500	12000	18000	20000	24000
		W	2600	3200	3500	5200	6000	7200
	Heating	Btu/h	10000	12000	13000	18800+1700	22000+1700	27000+1700
		W	2900	3500	3800	5500+500	6600+500	7900+500
Noise	Indoor	dB(A)	≤40	≤42	≤42	≤44	≤46	≤50
	Outdoor	dB(A)	≤50	≤50	≤52	≤54	≤56	≤58
Air Circulation		m ³ /h	450	520	550	800	850	1050
Suitable Area		m ²	11-17	13-21	15-23	26-36	25-42	30-48
EER		W/W	3.64	3.72	3.89	3.83	3.88	3.82
		Btu/h/w	12.42	12.69	13.27	13.07	13.24	13.03
Power Consumption								
Power Input	Cooling	W	650-770	780-940	800-1025	1150-1300	1350-1560	1700-1900
	Heating	W	650-780	780-950	800-1050	1150-1350+500	1350-1590+500	1700-1950+500
Rated Current	Cooling	A	2.95-3.50	3.55-4.27	3.64-4.66	5.53-5.92	6.14-7.09	7.73-8.64
	Heating	A	2.95-3.55	3.55-4.31	3.64-4.77	5.53-6.03+2.2	6.14-7.23+2.2	7.73-8.66+2.2
Vacuum Tube	Diameter*Length*Pcs		47mm*500mm*9	47mm*500mm*10	47mm*500mm*10	47mm*620mm*11	47mm*620mm*11	47mm*620mm*11
Dimensions								
Indoor Unit	Net	mm	700*230*160	785*285*210	785*285*210	985*320*215	985*320*215	985*325*230
	Shipping	mm	822*315*250	910*370*300	910*370*300	1080*380*300	1080*380*300	160*400*330mm
Outdoor Unit	Net	mm	790*260*540	790*260*540	790*260*540	850*300*755	850*300*755	940*300*755
	Shipping	mm	910*370*610	910*370*610	910*370*610	950*410*760	950*410*760	990*400*770
Water Tank	Shipping	mm						
Vacuum Tube	Shipping	mm	910*400*330	910*400*330	910*400*330	980*400*370	980*400*370	980*400*370
	Shipping	mm						
Weight								
Indoor Unit	Net/Gross	kg	8/10	10.5/13	10.5/13	17/18.5	17/18.5	21/23
Outdoor Unit	Net/Gross	kg	29/34	38/40	38/40	50/52	50/52	55/58
Solar Collector	Net/Gross	kg	13/15	13/15	13/15	16/17	16/17	16/17

Flat-plate solar collector also available.

Above red numbers mean electrical heaters are on.

Parameters may change due to the product improvement, please refer to product's nameplate.

The catalogue is only for promotion purpose, if we make any changes to the data or pictures, we might not keep you informed.

Please check with us before ordering and your understanding is highly appreciated.



Main Features

- world famous brand compressors.
- bigger capacity for cooling/heating.
- wild angle distanced air flow to ensure every corner is comfortable.
- led display, colorful and shining.
- digital dehumidify makes the air dry in mouldy season.
- multi self-protection functions.



Floor standing Type

Model No.	TKF(R)-60LW	TKF(R)-72LW	TKF(R)-100LW	TKF(R)-120LW	TKF(R)-140LW		
Power Supply: 220-240VAC, 1PH, 50/60Hz							
Performance							
Capacity	Cooling	Btu/h	20000	24000	36000	41000	48000
		W	6000	7200	10000	12000	14000
	Heating	Btu/h	22000+1700	27000+1700	40000+1700	46000+1700	55000+1700
		W	6600+500	7900+500	12000+500	14000+500	16000+500
Noise	Indoor	dB(A)	≤47	≤51	≤51	≤53	≤53
	Outdoor	dB(A)	≤56	≤58	≤58	≤60	≤60
Air Circulation		m ³ /h	800	1250	1700	1800	1900
Suitable Area		m ²	25-42	30-48	42-67	50-80	58-93
EER		W/W	3.88	3.82	3.87	3.96	3.87
		Btu/h/w	13.24	13.03	13.2	13.51	13.2
Power Consumption							
Power Input	Cooling	W	1350-1560	1700-1900	2400-2640	2900-3150	3500-3740
	Heating	W	1350-1590+500	1700-1950+500	2470-2650+500	2900-3180+500	3500-3760+500
Rated Current	Cooling	A	6.14-7.09	7.73-8.64	10.91-11.95	13.18-14.32	15.91-17
	Heating	A	6.14-7.23+2.2	7.73-8.66+2.2	11.23-12.05+2.2	13.18-14.45+2.2	15.91-17.09+2.2
Vacuum Tube	Diameter*Length*Pcs		47mm*620mm*11	47mm*620mm*11	47mm*700mm*13	47mm*1200mm*13	47mm*1200mm*13
Dimensions							
Indoor Unit	Net	mm	490*280*1730	550*300*1790	550*300*1790	550*390*1790	550*390*1790
	Shipping	mm	580*390*1790	630*380*1900	630*380*1900	630*470*1900	630*470*1900
Outdoor Unit	Net	mm	850*300*755	940*300*755	950*355*835	950*355*1255	950*360*1255
	Shipping	mm	950*400*770	990*400*770	1140*460*910	1140*460*1340	1140*460*1340
Water Tank	Shipping	mm			1120*400*400	1120*400*400	1120*400*400
Vacuum Tube	Shipping	mm	980*400*370	980*400*370	1120*400*400	1270*280*210	1270*280*210
Weight							
Indoor Unit	Net/Gross	kg	39/42	45/47	44/48	51/55	52/56
Outdoor Unit	Net/Gross	kg	50/52	55/58	73/76	93/100	97/102
Solar Collector	Net/Gross	kg	16/17	16/17	18/21	23/26	23/26

Flat-plate solar collector also available.

Above red numbers mean electrical heaters are on.

Parameters may change due to the product improvement, please refer to product, we might keep you informed.

The catalogue is only for promotion purpose, if we make any changes to the data or pictures, we might not keep you informed.

Please check with us before ordering and your understanding is highly appreciated.



Main Features

- compact design, easy for installation.
- three-dimensional equally airflow design.
- turbofan runs in silence.
- movable grids convenience for cleaning and maintenance.
- high lift pump for water-exhaust system.



Cassette Type

Model No.	TKF(R)-60QW	TKF(R)-72QW	TKF(R)-100QW	TKF(R)-120QW	TKF(R)-140QW		
Power Supply: 220-240VAC, 1PH, 50/60Hz							
Performance							
Capacity	Cooling	Btu/h	20000	24000	36000	41000	48000
		W	6000	7200	10000	12000	14000
	Heating	Btu/h	22000+1700	27000+1700	40000+1700	46000+1700	55000+1700
		W	6600+500	7900+500	12000+500	14000+500	16000+500
Noise	Indoor	dB(A)	≤45	≤49	≤49	≤50	≤50
	Outdoor	dB(A)	≤56	≤58	≤58	≤60	≤60
Air Circulation		m ³ /h	800	1250	1700	1800	1900
Suitable Area		m ²	25-42	30-48	42-67	50-80	58-93
EER		W/W	3.88	3.82	3.87	3.96	3.87
		Btu/h/w	13.24	13.03	13.2	13.51	13.2
Power Consumption							
Power Input	Cooling	W	1350-1560	1700-1900	2400-2640	2900-3150	3500-3740
	Heating	W	1350-1590+500	1700-1950+500	2470-2650+500	2900-3180+500	3500-3760+500
Rated Current	Cooling	A	6.14-7.09	7.73-8.64	10.91-11.95	13.18-14.32	15.91-17
	Heating	A	6.14-7.23+2.2	7.73-8.66+2.2	11.23-12.05+2.2	13.18-14.45+2.2	15.91-17.09+2.2
Vacuum Tube	Diameter*Length*Pcs		47mm*520mm*11	47mm*620mm*11	47mm*700mm*13	47mm*1200mm*13	47mm*1200mm*13
Dimensions							
Indoor Unit	Net	mm	640*640*280	850*850*250	850*850*250	850*850*280	850*850*280
	Shipping	mm	680*680*320	890*880*290	890*880*290	890*880*320	890*880*320
Panel	Net	mm	650*650*60	960*960*60	960*960*60	960*960*60	960*960*60
	Shipping	mm	730*750*130	1010*1010*110	1010*1010*110	1010*1010*110	1010*1010*110
Outdoor Unit	Net	mm	850*300*755	940*300*755	950*355*835	950*355*1255	950*360*1255
	Shipping	mm	950*400*770	990*400*770	1140*460*910	1140*460*1340	1140*460*1340
Water Tank	Shipping	mm			1120*400*400	1120*400*400	1120*400*400
Vacuum Tube	Shipping	mm	980*400*370	980*400*370	1120*400*400	1270*280*210	1270*280*210
Weight							
Indoor Unit	Net/Gross	kg	28/34	28/34	30/45	53/57	53/57
Outdoor Unit	Net/Gross	kg	50/52	55/58	73/76	95/100	97/102
Solar Collector	Net/Gross	kg	16/17	16/17	18/21	23/26	23/26

Flat-plate solar collector also available.

Above red numbers mean electrical heaters are on.

Parameters may change due to the product improvement, please refer to product's nameplate.

The catalogue is only for promotion purpose, if we make any changes to the data or pictures, we might not keep you informed.

Please check with us before ordering and your understanding is highly appreciated.

TRINITY SYSTEM

Our trinity system combines solar air conditioner technology, air source heat pump technology and pressured split solar heater technology into one system, it supplies cooling and heating air in summer and winter and hot water for all year long. It is energy-saving and eco-friendly.

Pressured Type



Pressured Type

Model No.	ZHT-35W	ZHT-72W	ZHT-100W	ZHT-120W		
Power Supply	220-240/380VAC, 1/3PH, 50hz					
Performance						
Capacity	Cooling	Btu/h	12000	24000	36000	41000
		W	3500	7200	10000	12000
	Heating	Btu/h	13000	27000	40000	46000
		W	3800	7900	12000	14000
Water Tank	L	150	260	300	500	
Indoor type	wall mount	wall mount	Floor standing	Floor standing		
Air Circulation	m ² /h	550	1050	1700	1800	
Suitable Area	m ²	15-23	30-48	42-67	50-80	
EER	W/W	3.89	3.82	3.87	3.96	
Noise	Indoor	dB(A)	≤ 42	≤ 50	≤ 51	≤ 53
	Outdoor	dB(A)	≤ 52	≤ 58	≤ 58	≤ 60
Hot Water Temp	℃	50-90	50-90	50-90	50-90	
Solar Collector	Vacuum Tube	18*1	24*1	18*2	24*2	
Power Consumption						
Power Input	Cooling	W	800-1025	1700-1900	2400-2640	2900-3150
	Heating	W	800-1050	1700-1950	2470-2650	2900-3180
Rated Current	Cooling	A	3.64-4.66	7.73-8.64	10.91-11.95	13.18-14.32
	Heating	A	3.64-4.77	7.73-8.66	10.91-12.05	13.18-14.45

TRINITY SYSTEM

Unpressured Type



Main Features

1. Air conditioner system saves 30%-50% electricity.
2. Air conditioner system runs in extreme hard conditions: from -15—55 centigrade.
3. Offers you a suitable indoor environment and keeps you away from air condition disease.
4. Air source heat pump saves 70% and more electricity for heating water.
5. When the air conditioner system is on, you can get hot water for free.
6. Unpressured system gives endless comfort and safety.
7. Endless hot water and no need waiting

Unpressured Type

Model	ZHFT-35GW	ZHFT-52GW	ZHFT-60GW	ZHFT-72W	ZHFT-100W	ZHFT-120W		
Power	220-240/380VAC, 1/3PH, 50/60hz							
Capacity	Cooling	Btu/h	12000	18000	20000	24000	36000	41000
		W	3500	5200	6000	7200	10000	12000
	Heating	Btu/h	13000	18800	22000	27000	40000	46000
		W	3800	5500	6600	7900	12000	14000
Water Tank	L	150	200	300	300	500	500	
Indoor type		wall mount	wall mount	wall mount	wall mount	Standing floor	Standing floor	
Air Circulation	m ² /h	550	750	850	1050	1700	1800	
Suitable Area	m ²	15-23	20-35	25-42	30-48	42-67	50-80	
EER	W/W	3.89	3.85	3.88	3.82	3.87	3.96	
Noise	Indoor	dB(A)	≤ 42	≤ 44	≤ 46	≤ 50	≤ 51	≤ 53
	Outdoor	dB(A)	≤ 52	≤ 54	≤ 56	≤ 58	≤ 58	≤ 60
Electric heater	kw	1	1.5	1.5	1.5	2	2	
Hot Water Temp	℃	50-90	50-90	50-90	50-90	50-90	50-90	
Solar Collector	Vacuum Tube	15	20	30	30	50	50	
Power Consumption								
Power Input	Cooling	W	800-1025	1150-1300	1350-1560	1700-1900	2400-2640	2900-3150
	Heating	W	800-1050	1150-1350	1350-1590	1700-1950	2470-2650	2900-3180
Rated Current	Cooling	A	3.64-4.66	5.23-5.91	6.14-7.09	7.73-8.64	10.91-11.95	13.18-14.32
	Heating	A	3.64-4.77	5.23-5.96	6.14-7.23	7.73-8.66	10.91-12.05	13.18-14.45
Dimension								
Indoor unit	Ship	mm	910*370*300	1070*370*260	1070*370*260	1070*370*260	630*380*1900	630*470*1900
Outdoor unit	Ship	mm	910*370*610	950*400*770	950*400*770	950*400*770	1140*460*910	1140*460*1340
Water tank	Ship	mm	1440*500*500	1840*500*500	2640*500*500	2640*500*500	4170*500*500	4170*500*500
Vacuum tube	Ship	mm	1880*340*250	1880*340*180*2	1880*340*250*2	1880*340*250*2	1880*340*250*5	1880*340*250*5
Tank brack	Ship	mm	1750*110*330	1750*110*330	2405*110*330	2405*110*330	4100*110*330	4100*110*330
Gross weight	Ship		135	179	215	205	301	348

100% Solar air conditioner



Main Features

- * Adopt DC power, then the solar power, wind power can directly supply the machine.
- * Adopt low voltage power drive all the electric parts, compressor driven by special CUP, infinite variable speed, high efficiency, rotating speed automatically adjusted according to temperature.
- * (Option): Adopt Solar and wind priority, when solar or wind is enough, then use solar or wind power. On the other hand, possible to use other electric to supply.

Wall Mounted Type DC Solar Air-Conditioner(4 hours)						
Power Supply: 48VDC (44V to 54 V)						
Model No.		TKF-26GW/DC	TKFR-35GW/DC	TKFR-52GW/DC	TKFR-72GW/DC *	
Performance						
Capacity	Cooling	Btu/h	9000	12000	18000	24000
		W	2600	3500	5200	7200
	Heating	Btu/h	10000	13000	20000	27000
		W	2800	3700	5400	7900
Noise	Indoor	dB(A)	≤40	≤42	≤44	≤46
	Outdoor	dB(A)	≤50	≤52	≤55	≤58
Air Circulation		m ³ /h	450	550	750	1050
Suitable Area		m ²	10-15	12-25	20-35	25-45
EER	W/W	4.56	3.89	4.00	4.00	
	Btu/h/w	15.79	13.33	13.85	13.33	
Batteries		12 VDC *4	12 VDC*4	12 VDC*4	12 VDC*4	
Battery AH(each)	AH	60	100	150	200	
Solar panel specification		48V/200W*3	48V/150W*6	48V/150W*8	48V/150W*12	
Refrigerant		R-410A				
Compressor		DC 48V				
Power Consumption						
Power Input	W	570	900	1300	1800	
Rated Current	A	11.5	16	23	33	
Input Power	V	DC 48	DC 48	DC 48	DC 48	

Model with * under development

Solar swimming pool heat pump



Solar swimming pool heat pump

Model	ZHPHP26	ZHPHP42	ZHPHP65	ZHPHP85	ZHPHP100	ZHPHP130	ZHPHP170	ZHPHP210	
	1HP	1.5HP	2HP	2.5HP	3HP	4HP	5HP	6HP	
HEATING CAPACITY	BTU/H	8500	14000	22000	29000	34000	43000	58000	
	W	2500	4200	6500	8500	10000	13000	17000	
HEATING POWER INPUT	W	410	700	1080	1400	1650	2150	2900	
EFFICIENCY	COP	6.0	6.0	6.0	6.0	6.0	6.0	5.9	
HEATING STATED CURRENT	A	1.9	3.2	5	6.5	7.5	9.8	13.5	
VOLTAGE/FREQUENCY	V/Ph/Hz	220/1/50	220/1/50	220/1/50	220/1/50	220/1/50	220/1/50	220/1/50	
COMPRESSOR UNIT		1	1	1	1	1	1	1	
COMPRESSOR TYPE		ROTARY	ROTARY	ROTARY	ROTARY	ROTARY	ROTARY	SCROLL	
HEAT EXCHANGER	PVC HERMETIC WATER BARREL WITH SPIRAL SOFT TITANIUM PIPES INSIDE								
REFRIGERANT	R410A								
BLOWER STYLE	LATERAL BLOW								
NOISE LEVEL	dB(A)	745	747	≤49	751	755	758	760	
WATER CONNECTION	mm	32	32	50	50	50	50	50	
WATER FLOW	m ³ /h	3	4	4.5	5	6	6.5	7	
WATER PRESSURE LOSS	kPa	8	10	10	10	12	12	12	
HEAT PUMP NET DIMENSION	mm	710*320*500	710*320*500	830*360*500	810*360*500	910*360*500	910*360*500	1110*460*950	
SOLAR PANEL DIMENSION	mm	1000*550*90	1000*550*90	1000*550*90	1000*550*90	1000*550*90	1200*700*90	1200*700*90	
HEAT PUMP GROSS DIMENSION	mm	840*450*650	840*450*650	960*490*650	1040*490*800	1040*490*800	1240*590*1100	1240*590*1100	
SOLAR PANEL GROSS DIMENSION	mm	1145*620*110	1145*620*110	1145*620*110	1145*620*110	1145*620*110	1345*770*110	1345*770*110	
HEAT PUMP WEIGHT NET/GROSS	Kg	35/45	38/48	55/75	70/90	72/92	75/95	100/125	
SOLAR PANEL WEIGHT NET/GROSS	Kg	15/20				22/27			

Data based on:
Heating measuring condition: Ambient dry/wet temperature: 24℃ /19℃, Water-in temperature: 27℃

Duct type



Features:

1. Ultra quiet design
2. Compact design
3. Flexible and convenient for installation
4. International famous brand compressor
5. High efficient heat exchanger
6. Advanced microcomputer control
7. Rotary or scroll compressor depending on capacity
8. Multi-safety protection function
9. Cooling capacities from 5.0kw to 15.0kw
10. 220v / 1ph / 50hz / 60hz or 380V / 3ph / 50Hz / 60hz power supply

Duct Type Hybrid Solar AC								
Model No.			TKF(R)-60CW	TKF(R)-72CW	TKF(R)-100CW	TKF(R)-120CW	TKF(R)-140CW	TKF(R)-180CW
Power Supply : 220-240VAC, 1PH, 50/60Hz								
Performance								
Capacity	Cooling	Btu/h	20000	24000	36000	41000	48000	60000
		W	6000	7200	10000	12000	14000	17500
	Heating	Btu/h	22000+1700	27000+1700	40000+1700	46000+1700	55000+1700	66000+1700
		W	6600+500	7900+500	12000+500	14000+500	16000+500	21000+500
Noise	Indoor	dB(A)	≤ 48	≤ 51	≤ 53	≤ 56	≤ 57	≤ 60
	Outdoor	dB(A)	≤ 56	≤ 58	≤ 58	≤ 60	≤ 60	≤ 62
Air Circulation		m ³ /h	1800	1800	2500	3500	3500	4000
Suitable Area		m ²	25-42	30-48	42-67	50-80	58-93	80-125
EER		W/W	3.88	3.82	3.87	3.96	3.87	3.85
		Btu/h/w	13.24	13.03	13.2	13.51	13.2	13.2
Power Consumption								
Power Input	Cooling	W	1350-1560	1700-1900	2400-2640	2900-3150	3500-3740	4200-4750
	Heating	W	1350-1590+500	1700-1950+500	2470-2650+500	2900-3180+500	3500-3760+500	4200-4750+500
Rated Current	Cooling	A	6.14-7.09	7.73-8.64	10.91-11.95	13.18-14.32	15.91-17	18.1-19.3
	Heating	A	6.14-7.23+2.2	7.73-8.66+2.2	10.91-12.05+2.2	13.18-14.45+2.2	15.91-17.09+2.2	18.5-19.5+2.2
Vacuum Tube	Diameter*Length*Pcs		47mm*620mm*11	47mm*620mm*11	47mm*700mm*13	47mm*1200mm*13	47mm*1200mm*13	47mm*1200mm*13
Dimensions								
Indoor Unit	Net	mm	1050*740*535	1050*740*535	1050*740*535	1050*740*535	1050*740*535	1050*740*535
	Shipping	mm	1090*798*565	1090*798*565	1090*798*565	1090*798*565	1090*798*565	1090*798*565
Outdoor Unit	Net	mm	850*300*755	940*300*755	950*355*835	950*355*1255	950*360*1255	950*360*1255
	Shipping	mm	950*400*770	990*400*770	1140*460*910	1140*460*1340	1140*460*1340	1140*460*1340
Water Tank	Shipping	mm	980*400*370		1120*400*400	1120*400*400	1120*400*400	1120*400*400
Vacuum Tube	Shipping	mm			1270*280*210	1270*280*210	1270*280*210	1270*280*210
Weight								
Indoor Unit	Net/Gross	kg	49/53	49/53	72/77	73/78	73/78	88/93
Outdoor Unit	Net/Gross	kg	50/52	55/58	73/76	95/100	97/102	112/125
Solar Collector	Net/Gross	kg	16/17	16/17	18/21	23/26	23/26	23/26

Floor ceiling type Main Features

1. Saving space
2. Auto flap function is a standard feature which provides optimum airflow during heating or cooling operation
3. Quiet operation
4. Multi air duct multi fan design
5. Wide angle airflow in three dimensions
6. Long life & high efficiency air purifying
7. Powerful dehumidification
8. The maintenance space required is smaller
9. Easy to overhang




Model No.			TKF(R)-52DW	TKF(R)-60DW	TKF(R)-72DW	TKF(R)-100DW	TKF(R)-120DW	TKF(R)-140DW
Power Supply : 220-240VAC, 1PH, 50/60Hz								
Performance								
Capacity	Cooling	Btu/h	18000	20000	24000	36000	41000	48000
		W	5200	6000	7200	10000	12000	14000
	Heating	Btu/h	20000	22000+1700	27000+1700	40000+1700	46000+1700	55000+1700
		W	6000	6600+500	7900+500	12000+500	14000+500	16000+500
Noise	Indoor	dB(A)	≤ 45	≤ 50	≤ 50	≤ 53	≤ 53	≤ 56
	Outdoor	dB(A)	≤ 54	≤ 56	≤ 58	≤ 58	≤ 60	≤ 60
Air Circulation		m ³ /h	750	800	1250	1700	1800	1900
Suitable Area		m ²	15-23	25-42	30-48	42-67	50-80	58-93
EER		W/W	3.89	3.88	3.82	3.87	3.96	3.87
		Btu/h/w	13.27	13.24	13.03	13.2	13.51	13.2
Power Consumption								
Power Input	Cooling	W	1150-1300	1350-1560	1700-1900	2400-2640	2900-3150	3500-3740
	Heating	W	1150-1350	1350-1590+500	1700-1950+500	2470-2650+500	2900-3180+500	3500-3760+500
Rated Current	Cooling	A	5.53-5.92	6.14-7.09	7.73-8.64	10.91-11.95	13.18-14.32	15.91-17
	Heating	A	5.53-6.03	6.14-7.23+2.2	7.73-8.66+2.2	11.23-12.05+2.2	13.18-14.45+2.2	15.91-17.09+2.2
Vacuum Tube	Diameter*Length*Pcs		47mm*620mm*11	47mm*620mm*11	47mm*620mm*11	47mm*1200mm*13	47mm*1200mm*13	47mm*1200mm*13
Dimensions								
Indoor Unit	Net	mm	905*673*243	905*673*243	1288*673*243	1672*673*243	1672*673*243	1672*673*243
	Shipping	mm	995*765*311	995*765*311	1375*765*311	1760*765*311	1760*765*311	1760*765*311
Outdoor Unit	Net	mm	790*260*540	850*300*755	940*300*755	950*355*835	950*355*1255	950*360*1255
	Shipping	mm	910*370*610	950*400*770	990*400*770	1140*460*1340	1140*460*1340	1140*460*1340
Water Tank	Shipping	mm	910*400*330		980*400*370	980*400*370	1120*400*400	1120*400*400
Vacuum Tube	Shipping	mm			1270*280*210	1270*280*210	1270*280*210	1270*280*210

DC Inverter type solar air conditioner

Main Features

1. High EER index. For stable frequency air conditioner in this system our EER can be 5.3 which mean saving above 60% of the energy and the Energy efficiency surpassed national level 1.
2. One outdoor unit can be connected with 2 indoor units which mean higher energy saving rate.
3. Adopt high quality and advanced Panasonic DC inverter compressor
4. Remote control and easy installation
5. Heating and cooling & cooling only functions
6. Our solar air conditioner can provide with frequency 50 hz/60hz, refrigerant R410a Voltage 110v-380v
7. CE, ROHS and SAA certification
8. Quite and Environment protection
9. Super luxurious appearance and LED display
10. OEM Service and Sample offered
11. DC inverter solar air conditioner can run smoothly at -10°C to 55°C
12. Precise temperature control with $\pm 0.5^\circ\text{C}$ from setting temperature



Model No.		TKF(R)-26GW/BP	TKF(R)-35GW/BP	TKF(R)-50GW/BP	TKF(R)-72GW/BP	
Power Supply : 220-240VAC, 1PH, 50Hz/60HZ						
Capacity	Cooling	Btu/h	9000(4100~12000)	12000(4100~15000)	18000(6200-20000)	24000(8500-24000)
		W	2600(1200~3500)	3500(1200~4300)	5000(1800~6000)	7200(2500~7200)
	Heating	Btu/h	11000(4100~12600)	13000(4100~15500)	19000(6000-23000)	27000(9000-27000)
		W	2900(1200~3700)	3800(1200~4500)	5500(1800~7000)	8000(2500~8000)
Noise	Indoor	dB(A)	≤40	≤42	≤44	≤42
	Outdoor	dB(A)	≤50	≤52	≤54	≤56
Air Circulation		m³/h	450	550	800	1050
Suitable Area		m²	11~17	15~23	26~36	32~43
EER		W/W	5.35	5.33	5.3	5.2
		Btu/h/w	18.2	18.2	18	17.8
Power Consumption						
Power Input	Cooling	W	650(300~900)	850(400~1200)	1250(450-2100)	1515(550-2700)
	Heating	W	700(320~900)	900(450~1300)	1300(480-2200)	1600(550-2700)
Rated Current	Cooling	A	2.95~3.50	3.64~4.66	5.53~5.92	6.43~6.82
	Heating	A	2.95~3.55	3.64~4.77	5.53~6.03	6.73~6.98
Vacuum Tube	Diameter*Length*Pcs		47mm*500mm*9	47mm*500mm*10	47mm*620mm*11	47mm*620mm*11
Dimensions						
Indoor Unit	Net	mm	745*255*195	775*260*210	985*325*230	985*325*230
	Shipping	mm	780*240*305	840*325*265	1070*285*395mm	1070*285*395mm
Outdoor Unit	Net	mm	790*260*540	790*260*540	850*300*755	850*300*755
	Shipping	mm	910*370*810	910*370*810	950*400*770	950*400*770
Water Tank	Shipping	mm	910*400*330	910*400*330	980*400*370	980*400*370

Duct type solar central air conditioner

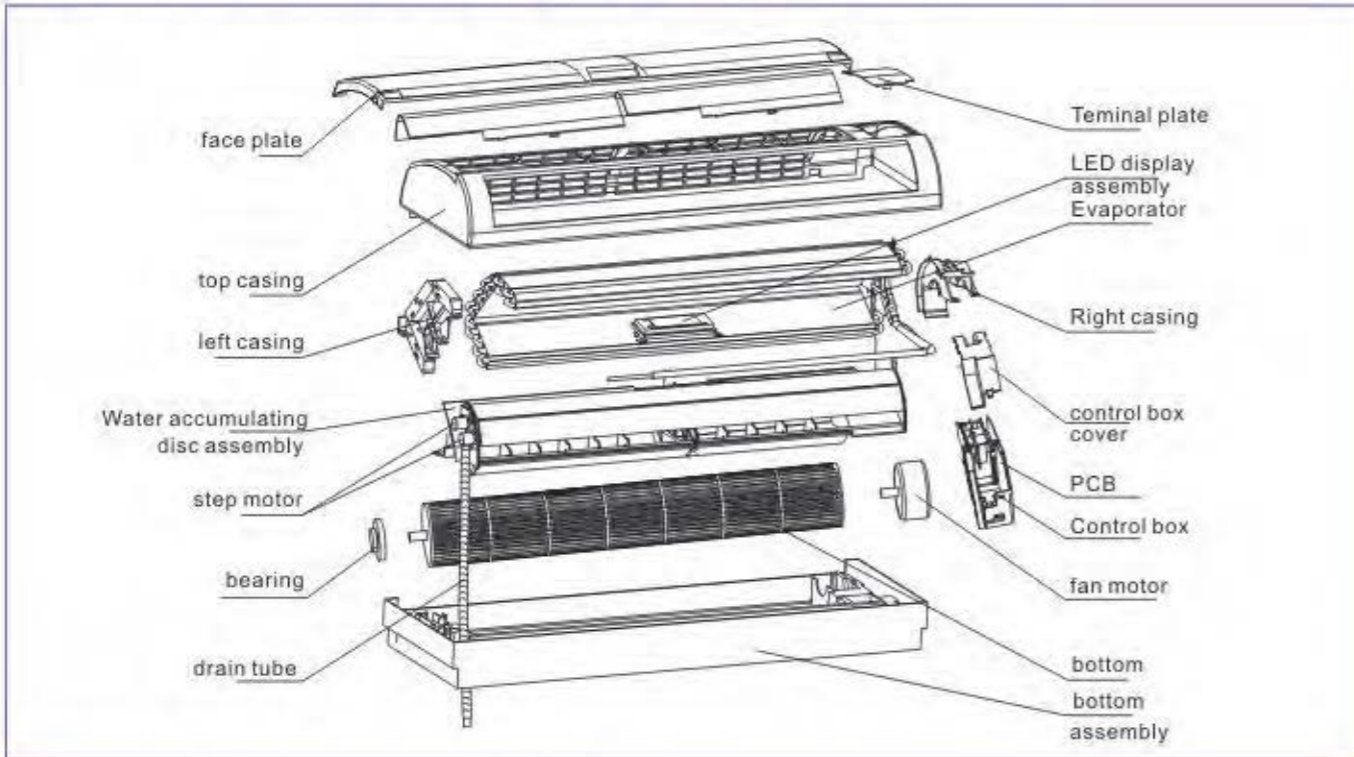
Features

1. facilitates 24-hour solar power driven air conditioning for cooling, heating and domestic hot water with built-in thermal energy storage
2. to use exhaust heat, natural gas, and process gas to operate or supplement heating and cooling
3. efficiency of over 45%, 4 times the energy density of conventional solar water heater collectors
4. Use R410A as refrigerant without damaging the environment
5. Electricity saving is 417kWh/m2/year
6. CO2 emission reduction is 370kg/m2

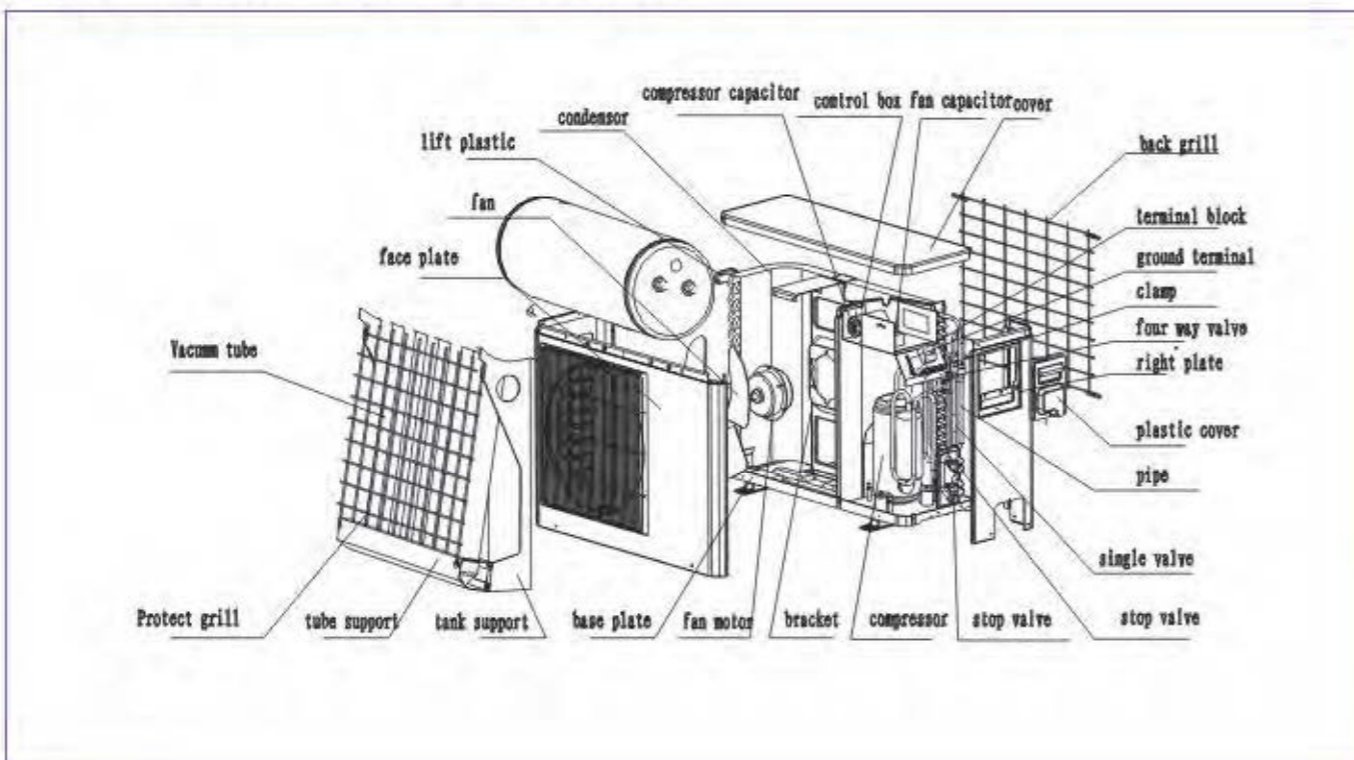


Duct Type Hybrid Central Solar AC					
Model No.	TKF(R)-350CW(10ton)	TKF(R)-700CW(20ton)	TKF(R)-1000CW(25ton)		
Power Supply: 220-240VAC, 3PH, 60Hz					
Performance					
Capacity	Cooling	Btu/h	100000	200000	300000
		W	35000	70000	100000
Noise	Indoor	dB(A)	≤67	≤70	≤75
	Outdoor	dB(A)	≤67	≤72	≤78
Suit area		m²	250~300	500~700	750~1000
Air Circulation		m³/h	6000	12000	18000
EER		W/W	3.73	3.71	3.68
		Btu/h/w	13.8	13.6	13.5
Power Consumption					
Power Input	Cooling	W	9000	18000	27000
Rated Current	Cooling	A	24.5	49.2	75
Vacuum Tube	Diameter*Length*Pcs		58mm*1800mm*30	4*47mm*1200mm*13	6*47mm*1200mm*13
Dimensions					
Indoor Unit	Net	mm	1740*835*550	2000*1315*960	3000*1315*960
	Shipping	mm	1800*895*715	2100*1380*1130	2100*1380*1130
Outdoor Unit	Net	mm	1350*690*850	2170*1065*1930	2170*1565*1930
	Shipping	mm	1450*870*1030	2230*1170*2210	2230*1370*2210
Water Tank	Shipping	mm	2640*500*500	4170*500*500	4170*500*500
Tank bracket	Shipping	mm	2450*110*330	4100*110*330	4100*110*330
Vacuum Tube	Shipping	mm	(1880*340*250)*2	(1880*340*180)*5	(1880*340*180)*8

Indoor unit explode diagram



Outdoor unit explode diagram



Solar energy air conditioning and air conditioning energy saving comparison table

Energy saving compare list between solar A/C and normal A/C											
Product	Btu	Cooling capacity (W)	Power (W)	EER	Saving rate	Electricity Consumption (W/ hour) (W/H)	Electricity Saved (KW/H)				
							1 hour	1 day (10hrs)	1 month	1 year	5 year
Normal KF 26GW A/C	9,000	2,600	1,000	2.60	/	1,000					
TKF- 26GW Solar A/C	9,000	2,600	600	3.89	40.00%	600	0.40	4	120	1,460	7,300
SOLAR DC Inverter TKF 26GW/BP A/C	9,000	2,600	400	6.50	60.00%	400	0.60	6	180	2,190	10,950
Normal KF 35GW A/C	12,000	3,500	1,400	2.50	/	1,400					
TKF- 35GW Solar A/C	12,000	3,500	900	3.89	35.71%	900	0.50	5	150	1,825	9,125
SOLAR DC Inverter TKF 35GW/BP A/C	12,000	3,500	550	6.36	60.71%	550	0.85	9	255	3,103	15,513
Normal KF 52GW A/C	18,000	5,200	2,100	2.48	/	2,100					
TKF- 52GW Solar A/C	18,000	5,200	1,350	3.85	35.71%	1,350	0.75	7.5	225	2,738	13,688
SOLAR DC Inverter TKF 52GW/BP A/C	18,000	5,200	900	5.78	57.14%	900	1.20	12	360	4,380	21,900
Normal KF 72GWA/C	24,000	7,200	2,900	2.50	/	2,900					
TKF -72GW Solar A/C	24,000	7,200	1,885	3.82	35.00%	1,885	1.02	10	305	3,705	18,524
SOLAR DC Inverter TKF 72GW/BP A/C	24,000	7,200	1,300	5.54	55.17%	1,300	1.60	16	480	5,840	29,200
Normal KF 100LW A/C	36,000	10,000	4,100	2.44	/	4,100					
TKF-100LW Solar A/C	36,000	10,000	2,585	3.87	36.95%	2,585	1.52	15	455	5,530	27,649
Normal KF 120LW A/C	41,000	12,000	4,960	2.42	/	5,840					
TKF-120LW Solar A/C	41,000	12,000	3,030	3.96	38.91%	3,620	1.93	19	579	7,045	35,223
Normal KF 140LW A/C	48,000	14,000	5,840	2.39	/	5,840					
TKF- 140LW Solar A/C	48,000	14,000	3,620	3.78	38.01%	3,620	2.22	22	666	8,103	40,515
Normal KF 180LW A/C	60,000	18,000	7,502	2.40	/	6,802					
TKF- 180LW Solar A/C	60,000	18,000	4,800	3.75	36.02%	4,800	2.70	27	811	9,862	49,312

